

Dogs and Cats Online

“All of our Puppies in One Basket”



Now: Many baskets

- 68 council dog registers. Each has different ways of storing information about Control Orders, and owner 'Prohibition Orders'.
- 6 SA councils have (separate) cat registers.
- Microchip information stored on interstate databases.
- Desexing information not stored centrally.
- Separate databases for racing greyhounds, accredited assistance dogs, dog incidents.
- No register of breeders in SA.



The status quo?



Now: What's wrong with the status quo?

- Lost dogs cross council boundaries but don't have access to information in the dog's home council area.
- Information on separate databases inhibits identifying lost dogs.
- No records kept of dogs in custody of shelters.
- Time delays in accessing databases.
- If a new dog moves into a council area, the council doesn't have access to information about Control Orders, prosecution history.
- Some councils do not permit dog owners to renew registration online and all concession card holders must go to council offices, to pay.
- When owners move, they usually only inform their new council; not the old. Wasted postage.

SA Law Changes: 1 July 2017

- **'Standard dog'** (that has been both microchipped and desexed).
- **Greater investigative powers** for Council 'Authorised Persons'. Aligns with powers exercised under several other Acts
- Significant increases in **Penalties** and expiation notices.
- **New powers for DCMB to operate databases.**

SA Law Changes: 1 July 2018

- **Mandatory Microchipping.** Will apply to existing dogs and cats. Limitations on who can implant.
- **Mandatory Desexing.** Owners must desex dogs and cats by six months of age. Will not apply to existing dogs. Exemptions for breeders, working livestock dogs and on the advice of a Vet.
- **Breeder Registration.** A breeder is anyone who breeds for sale.
- **Advertisements for dogs and cats** - Content rules, including Breeder Registration Number (BSR).
- Information to be provided at the point of sale (including BSR).

Existing systems: Not good enough.



Existing systems: Not good enough.

- Consolidating the 68 council databases has been talked about for many years.
- Many council databases would be inadequate to manage all of the new data, required to be collected.
- The legislative changes prompted agreement to move forward.

DACO? What's it going to do?

- Centralised portal for payment of dog, cat and breeder registration. Will apply councils discounts, concessions.
- Instant, online verification of concession card status.
- Owners can manage their own dog and cat information.
- Database available to officers 24/7 on mobile devices.
- Search capability -in the field.
- Data mapping.
- Breeders, Vets, microchip implanters, shelters will enter data directly.
- Record dogs as 'lost', 'impounded' or with a shelter. Increased chances a lost pet is returned home safely/faster.

DACO? What's it going to do?

- Save money. eg:
 - Reduced postage (easier to update information, people who move)
 - Reduced postage (people who elect to be notified by email or SMS)
 - Centralised administration
- Save waste (600kg less plastic waste and 4.5 tonnes less paper waste per year).
- Increased detection of non-compliance.
- Potential increased revenue
- Reporting.
- Provide the SA DCMB with real-time data on breeds, attacks, percentages of microchipped/desexed dogs/cats, etc.

Consultation the Key.

- Agreement from our Minister and Local Government Association that DCM Board would lead the process.
- Consultation on:
 - Proposed model for DACO (Nov 2016)
 - Specifications for DACO (Jan-Feb 2017)
- Consultation with key stakeholders including breeder groups, Vets, greyhound racing, big shelters (RSPCA, Animal Welfare League) and smaller shelters.



The Specifications.

DACO Requirements Specification Final 1.0.pdf - Adobe Acrobat Reader DC

File Edit View Window Help

Home Tools Document 30 / 45

F2	Microchip Implanter	Update/replace microchip information for a dog/cat already in the system	Keep the register up to date when microchipping previously un-microchipped but registered dogs/cats or in instances in which I am inserting a new microchip in an animal whose microchip has 'wandered' or is no longer working.	M
F3	Shelter Breeder GRSA	Update information regarding animal currently housed at their facility such as name, image, and markings.	I can ensure information is kept up to date.	M
F4	Vet	Indicate that a dog/cat: <ul style="list-style-type: none"> Has been desexed and by whom Has been microchipped and by whom Is exempt from being microchipped with exemption period and who has authorised Is exempt from being desexed with exemption period and who has authorised. Is deceased Has been vaccinated 	I am compliant with the regulations of <i>The Act</i> and can assist my customers in complying with s33 of <i>The Act</i> .	M
F5	Microchip Implanter	Indicate that a dog/cat has been microchipped.	I am compliant with the regulations of <i>The Act</i> .	M
F6	Council	Have the system require a declaration accepted by the owner that updates his/her dog as a working dog.	I can ensure only working dogs are declared as such.	M
F7	Council	Assist owners in registering their dogs and also be able to indicate that a dog/cat: <ul style="list-style-type: none"> Has been desexed and by whom Has been microchipped and by whom 	I can assist dog/cat owners to keep the register up to date and compliant with s37 of <i>The Act</i> .	M

Comment

Fill & Sign

Store and share files in the Document Cloud

[Learn More](#)

The Specifications.

DACO Requirements Specification Final 1.0.pdf - Adobe Acrobat Reader DC

File Edit View Window Help

Home Tools Document

31 / 45

Requirements Specification

		<ul style="list-style-type: none"> Is exempt from being microchipped with exemption period and who has authorised Is exempt from being desexed with exemption period and who has authorised. Is deceased Has been vaccinated Ownership information Status of dog Housed location of dog (with optional end date at which point the housed location of dog reverts back to prior un-ended dated location) Name of dog Comment(s) Upload new image Has a control order placed on the dog 		
F8	Assistance Dog Accreditor	Be able to update the status of a dog to be an accredited assistance dog.	The owner of the dog can be exempt from paying a registration fee.	M
F9	Breeder	Be able to lease a dog/cat to another owner for a defined period of time.	The proper location of my dog/cat is known and to assist in reunification should the dog/cat become lost. And to comply with s36 of The Act.	M
F10	Shelter	Indicate that a dog/cat is being fostered on our behalf.	The proper location of my dog/cat is known and to assist in reunification should the dog/cat become lost. And to comply with s36 of The Act.	M
F11	Owner	Indicate that a dog/cat is being housed in an alternative location on our behalf.	The proper location of my dog/cat is known and to assist in reunification should the dog/cat become lost. And to comply with	M

Comment

Fill & Sign

Store and share files in the Document Cloud

[Learn More](#)

An Agile IT Development

- Traditional ‘waterfall’ approach:
 - Design specifications,
 - Incorporated into contract.
 - Changes require a change request.
 - Little flexibility.
 - At end of process, testing.
 - If product meets requirements, fee is paid.
- Minimal input from owner, during development period.
- Can get to the end of the IT project before you realise that you could have done it better.



An Agile IT Development

- Agile Development:
 - User Stories broken down into a series of ‘Sprints’.
 - Details of each Sprint designed by relevant users (councils, breeders, etc)
 - As part of each Sprint, end-users can test the functionality.
 - Opportunity to provide feedback to the developers.
 - Decisions can then be made to:
 - Ignore
 - Amend, (which may mean deferring or abandoning some other User Story); or
 - Putting the change on the ‘product backlog’.

An Agile IT Development

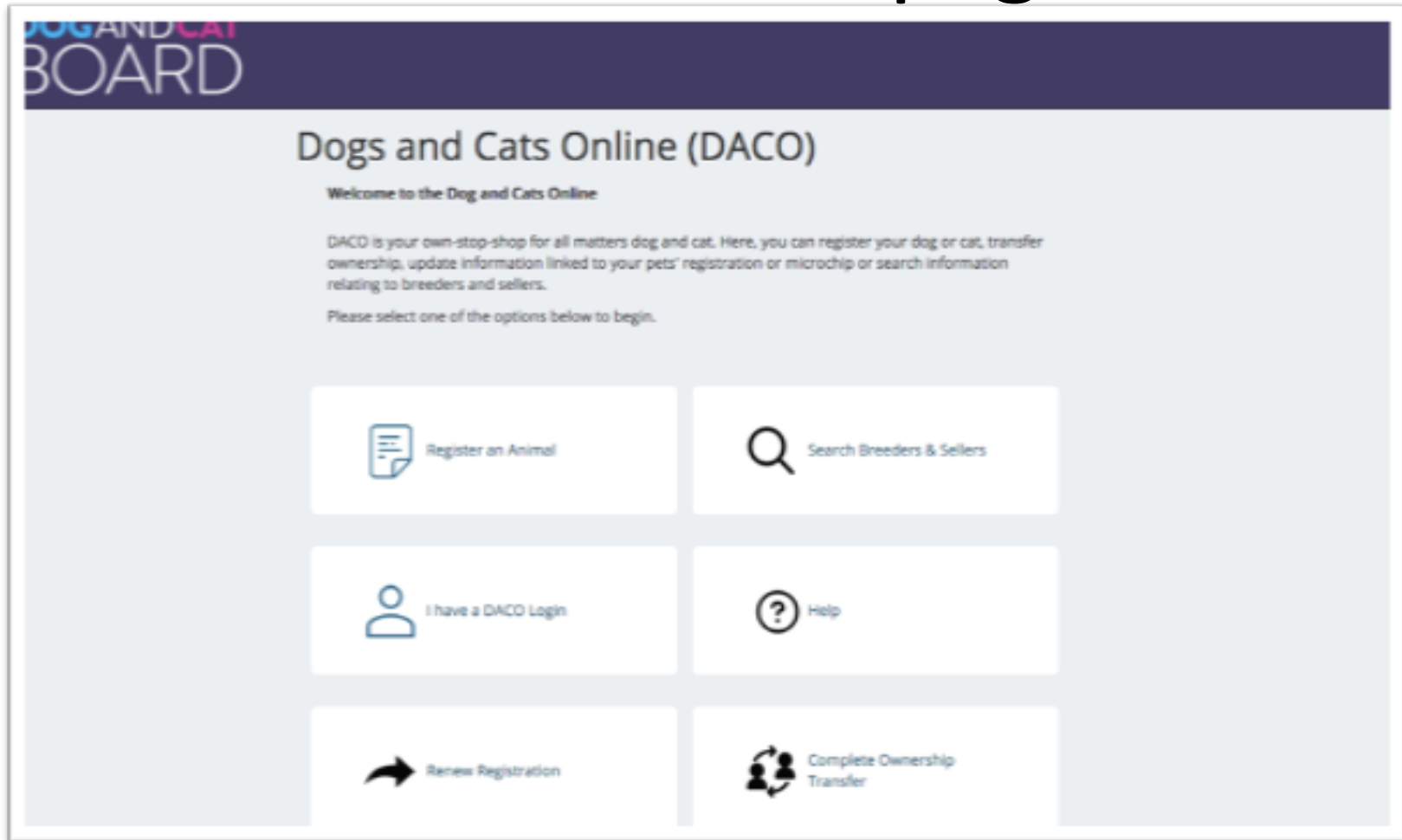
- Sprints include:
 1. Data Migration
 2. Registration, payments.
 3. DCMB functions, Prohibitions
 4. Vets and breeders, Incidents.
 5. Lost pets, searches.
 6. Reporting. Integration.
- Councils:
 - Included city and country, big and small, four major business software providers
 - Included animal management/regulatory services, IT, finance, customer service teams
- Building respect for the process.



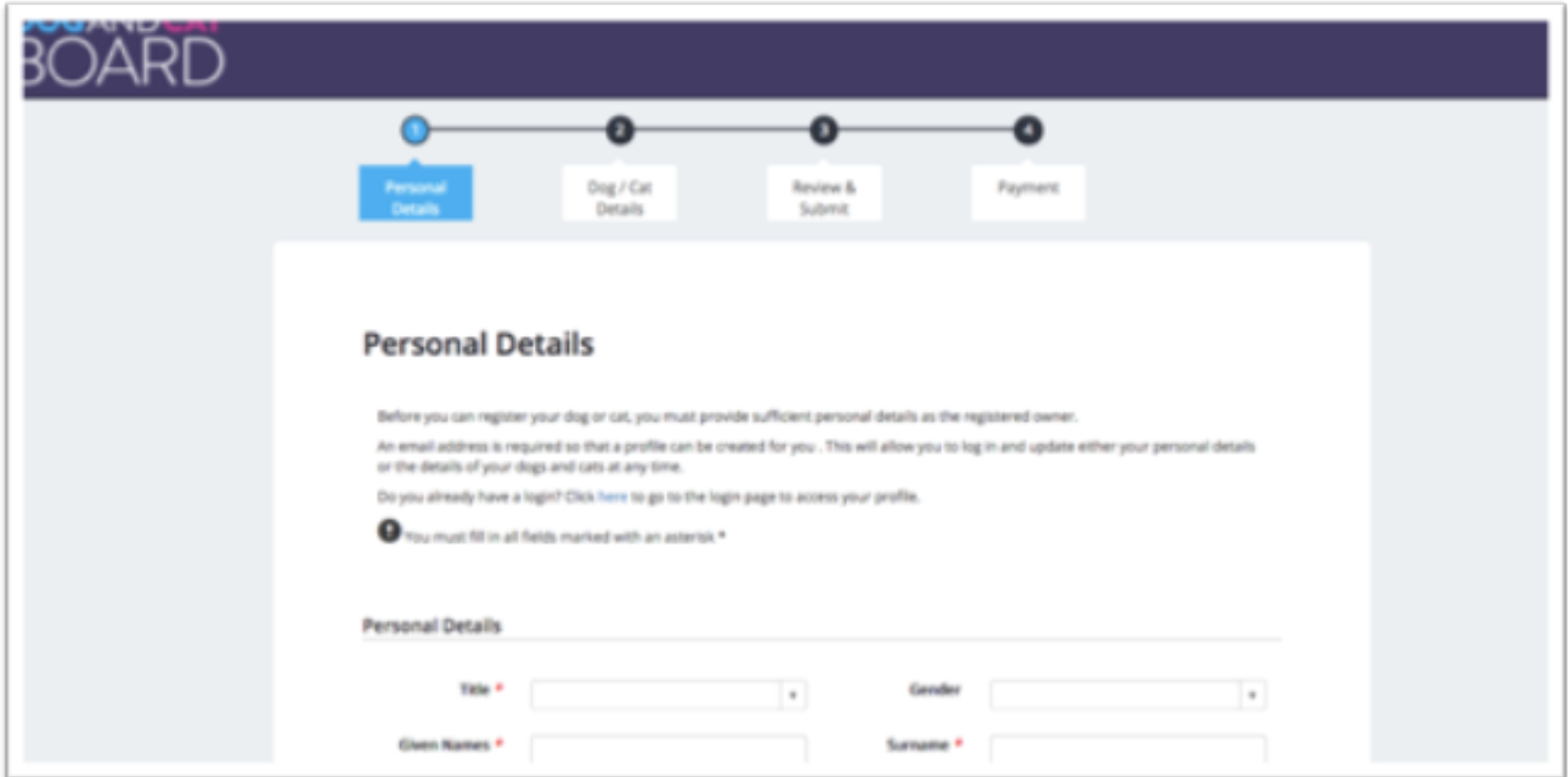
An Agile IT Development

- We have found it a flexible, cooperative process.
- The contractor tendered for a fixed price, based on a given number of hours.
- The contractor must deliver the ‘Minimum Viable Product’.
- We can negotiate broadly, within these constraints.
- **So far, we are on track, on budget and winning hearts and minds.**

DACO: Home page



**Self registration of a new dog/cat is a 4 step process.
Step 1 is the owner information:**



The screenshot shows the 'DOG AND CAT BOARD' website interface. At the top, a dark blue header contains the board's name. Below the header, a horizontal progress bar with four numbered steps is visible: 1. Personal Details (highlighted in blue), 2. Dog / Cat Details, 3. Review & Submit, and 4. Payment. The main content area is titled 'Personal Details' and includes instructions for new users, a note about email requirements, and a link for existing users. A note indicates that fields marked with an asterisk are required. The form fields are arranged in two rows: Title (dropdown), Gender (dropdown), Given Names (text input), and Surname (text input).

DOG AND CAT BOARD

1 Personal Details 2 Dog / Cat Details 3 Review & Submit 4 Payment

Personal Details

Before you can register your dog or cat, you must provide sufficient personal details as the registered owner.

An email address is required so that a profile can be created for you. This will allow you to log in and update either your personal details or the details of your dogs and cats at any time.

Do you already have a login? Click [here](#) to go to the login page to access your profile.


1 You must fill in all fields marked with an asterisk *

Personal Details

Title * Gender *

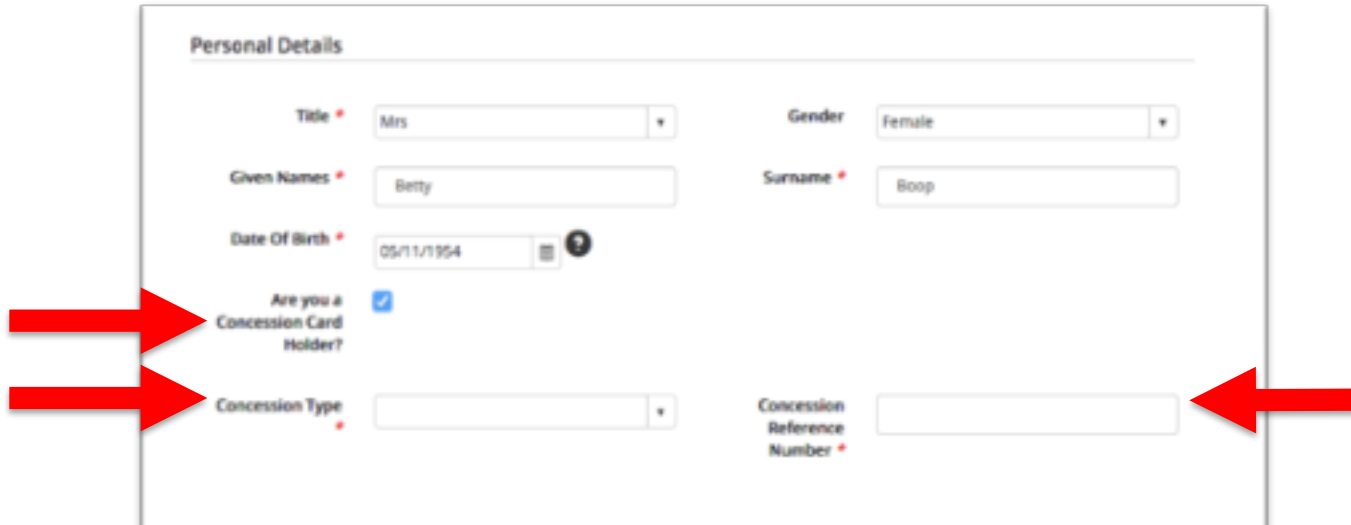
Given Names * Surname *

Interface to Location SA allows for address verification, GIS coordinates, and council assignment:



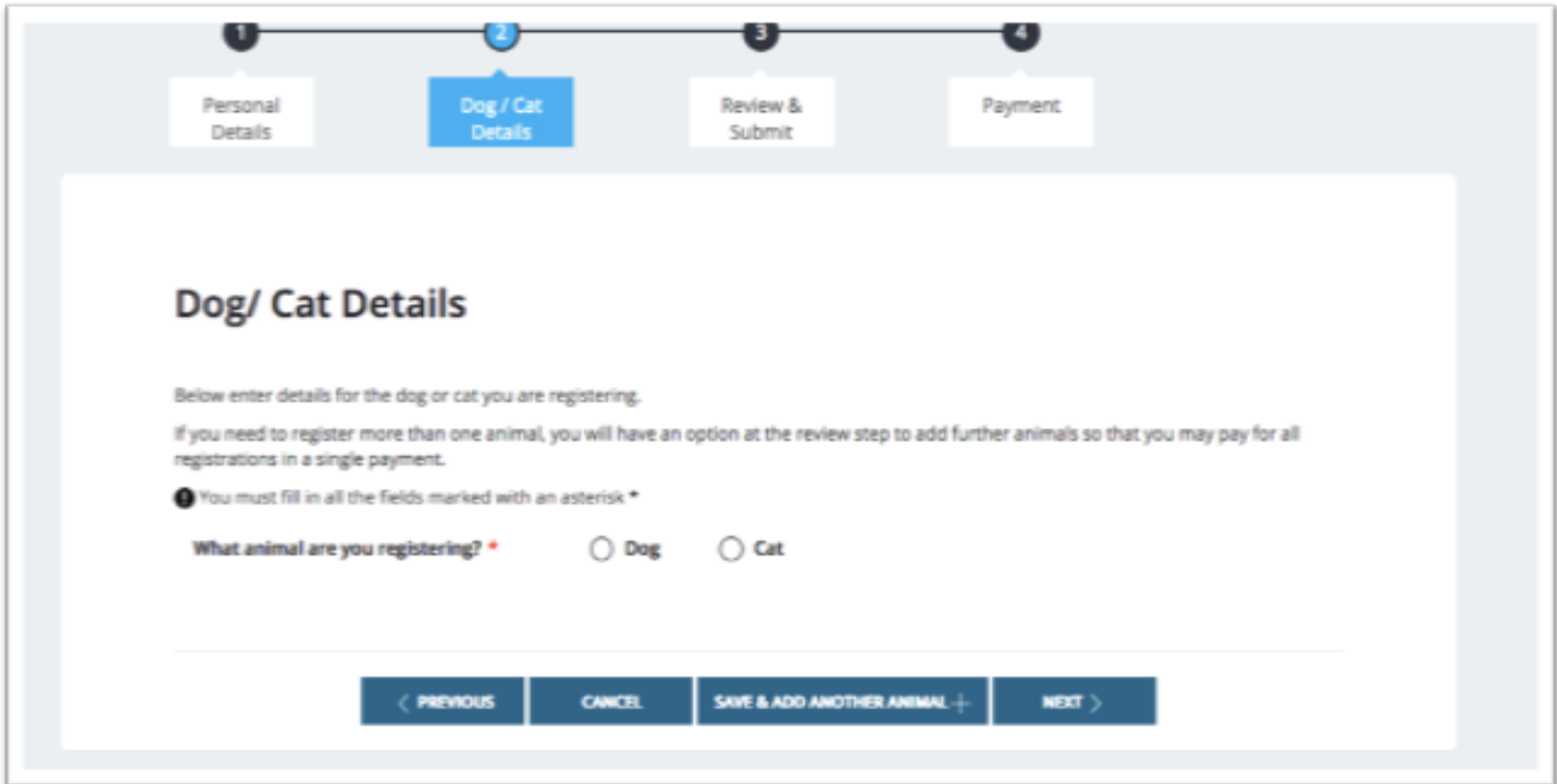
The screenshot shows a web form titled "Residential Address". It has two input fields: "Residential Address" and "Residential Suburb". The "Residential Address" field contains the text "7 braeside". A dropdown menu is open below this field, displaying a list of suggestions: "7 BRAESIDE AVENUE, SEACOMBE HEIGHTS, SOUTH AUSTRALIA, 5047", "7 BRAESIDE AVENUE, REYNELLA EAST, SOUTH AUSTRALIA, 5161", "7 BRAESIDE AVENUE, MYRTLE BANK, SOUTH AUSTRALIA, 5064", "7 BRAESIDE AVENUE, HOLDEN HILL, SOUTH AUSTRALIA, 5088", and "7 BRAESIDE AVENUE, TERINGIE, SOUTH AUSTRALIA, 5072". Below the dropdown is a "Postal Address" field.

Interface to DHS allows for real time concession status verification:



The screenshot shows a web form titled "Personal Details". It contains several fields: "Title" (dropdown menu with "Mrs" selected), "Gender" (dropdown menu with "Female" selected), "Given Names" (text input with "Betty"), "Surname" (text input with "Boop"), "Date Of Birth" (date picker with "05/11/1954"), "Are you a Concession Card Holder?" (checkbox with "Yes" selected), "Concession Type" (dropdown menu), and "Concession Reference Number" (text input). Three red arrows point to the "Are you a Concession Card Holder?" checkbox, the "Concession Type" dropdown menu, and the "Concession Reference Number" text input field.

Step 2 is the animal information: The system will accept dog and cat registrations – where cat registration is not required by council by-law there will not be a fee for registration



The screenshot shows a web form titled "Dog/ Cat Details" as part of a four-step registration process. The steps are: 1. Personal Details, 2. Dog / Cat Details (current step), 3. Review & Submit, and 4. Payment. The form includes instructions to enter details for the animal being registered and a note about registering multiple animals. A mandatory field "What animal are you registering?" is shown with radio button options for "Dog" and "Cat". The form is navigated using buttons for "PREVIOUS", "CANCEL", "SAVE & ADD ANOTHER ANIMAL", and "NEXT".

1 Personal Details **2** Dog / Cat Details **3** Review & Submit **4** Payment

Dog/ Cat Details

Below enter details for the dog or cat you are registering.
If you need to register more than one animal, you will have an option at the review step to add further animals so that you may pay for all registrations in a single payment.

1 You must fill in all the fields marked with an asterisk *

What animal are you registering? * ☐ Dog ☐ Cat

< PREVIOUS CANCEL SAVE & ADD ANOTHER ANIMAL + NEXT >

With the real time interface to location SA, the council is pre-populated based on the address supplied and is updated only if the owner provides a different address for the 'animal housed at' location.

Dog/ Cat Details

Below enter details for the dog or cat you are registering.

If you need to register more than one animal, you will have an option at the review step to add further animals so that you may pay for all registrations in a single payment.

i You must fill in all the fields marked with an asterisk *

What animal are you registering? *

☒ Dog

☐ Cat

Location

Will the animal be housed with the owner?

☐ Yes

☒ No

Please enter an alternate address where the animal will be housed.

Address

25 FRANKLIN STREET, ADELAIDE, SOUTH AUSTRALIA, 5000

CHANGE ADDRESS

Your Council

ADELAIDE CITY COUNCIL

The system allows owners to upload an image of their dog/cat and provide relevant certificates:

Photo [Upload Animal Photo](#)

i To enable the relevant fee rebates, evidence must be provided for either de-sexing, micro-chipping, immunisation or accredited training.
Please scan the relevant documentation and upload by selecting the appropriate button.
Please note: Providing false or misleading information is an offence with maximum penalty of \$10,000

Is your animal de-sexed? * ☒ Yes ☐ No [Upload Certificate Copy](#)

Is your animal microchipped? * ☒ Yes ☐ No

Microchip No * **?**

Confirm No * [Upload Certificate Copy](#)

Is the animal immunised? * ☒ Yes ☐ No [Upload Certificate Copy](#)

Has your dog passed Accredited Training? * ☒ Yes ☐ No [Upload Certificate Copy](#)

Dog Type *

PIC Number *

☒ * I declare that the dog I am registering is used primarily as a working dog.

Working Type * **x**

Step 3 is a summary of owner and dog/cat information and you can add additional dogs/cats and accept the declaration to proceed.

Listed below are the animals you are submitting to be registered.
If you would like to review or update any details, please select **UPDATE** for the relevant animal.

[ADD ANOTHER ANIMAL](#)

NAME	ANIMAL TYPE	PRIMARY BREED	PRIMARY COLOUR	GENDER	IS DESEXED	MICROCHIP	
tom	Dog	Affenpinscher	Acid	Male	<input checked="" type="checkbox"/>	<input checked="" type="checkbox"/>	UPDATE

Page 1 of 1

1 Items per page

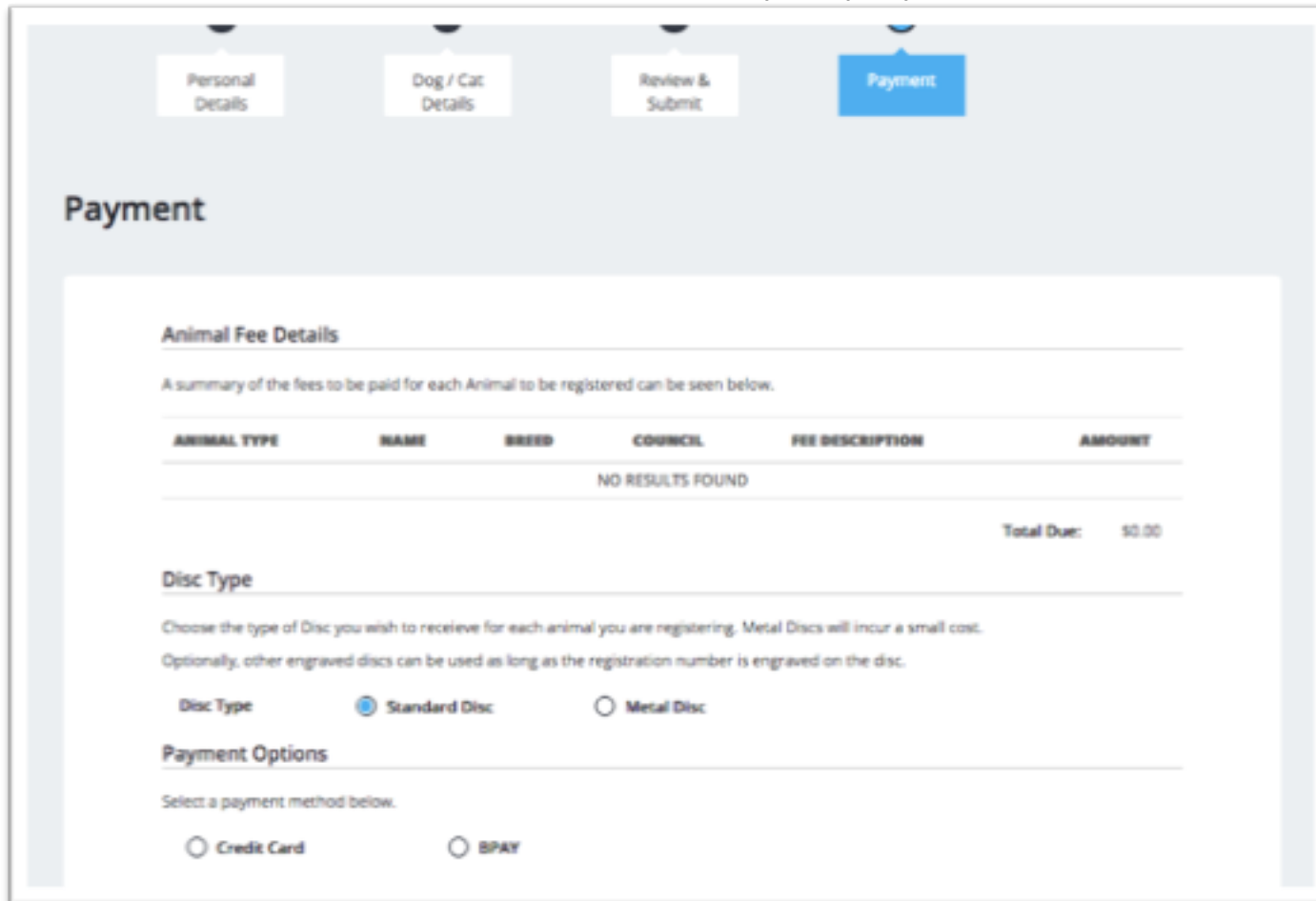
Declaration

Notice to Applicant

1. Every dog over 3 months of age (other than those exempt pursuant to section 33 of the Act) must be registered.
2. Payment of the relevant registration fee and any fee for the late payment of the registration fee must accompany this application.
3. Registration remains in force until 30 June next and may be renewed for further periods of 12 months.
4. The Registrar may refuse to register a dog if satisfied that the dog is kept in a kennel for a purpose in connection with a business that should, in the opinion of the Registrar, be registered under section 35 of the Act.
5. The Council is required to maintain a public register containing information regarding dogs it registers. The information sought in this form which has been marked with an * will be included in the public register.

* ☒ I hereby apply for registration of the dog(s) or cat(s) described above in my name, pursuant to section 3 of the Dog and Cat Management Act 1995 ("the Act") and certify I am 16 years of over.

Step 4 is the payment processing – note: we have not yet configured the rates pages so the dollar value currently displays as \$0.00.



The screenshot shows the 'Payment' step of a registration process. At the top, there are four tabs: 'Personal Details', 'Dog / Cat Details', 'Review & Submit', and 'Payment' (which is highlighted in blue). Below the tabs, the heading 'Payment' is displayed. The main content area is divided into three sections: 'Animal Fee Details', 'Disc Type', and 'Payment Options'.

Animal Fee Details

A summary of the fees to be paid for each Animal to be registered can be seen below.

ANIMAL TYPE	NAME	BREED	COUNCIL	FEE DESCRIPTION	AMOUNT
NO RESULTS FOUND					
Total Due:					\$0.00

Disc Type

Choose the type of Disc you wish to receive for each animal you are registering. Metal Discs will incur a small cost. Optionally, other engraved discs can be used as long as the registration number is engraved on the disc.

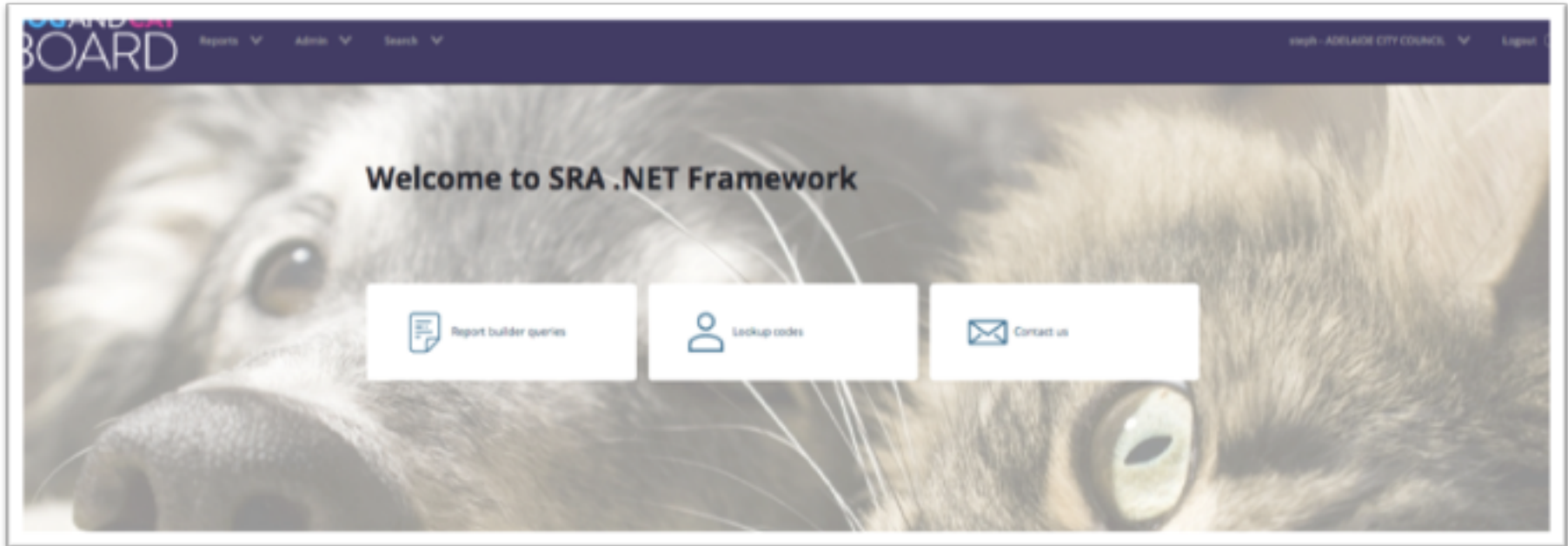
Disc Type ☒ Standard Disc ☐ Metal Disc

Payment Options

Select a payment method below.

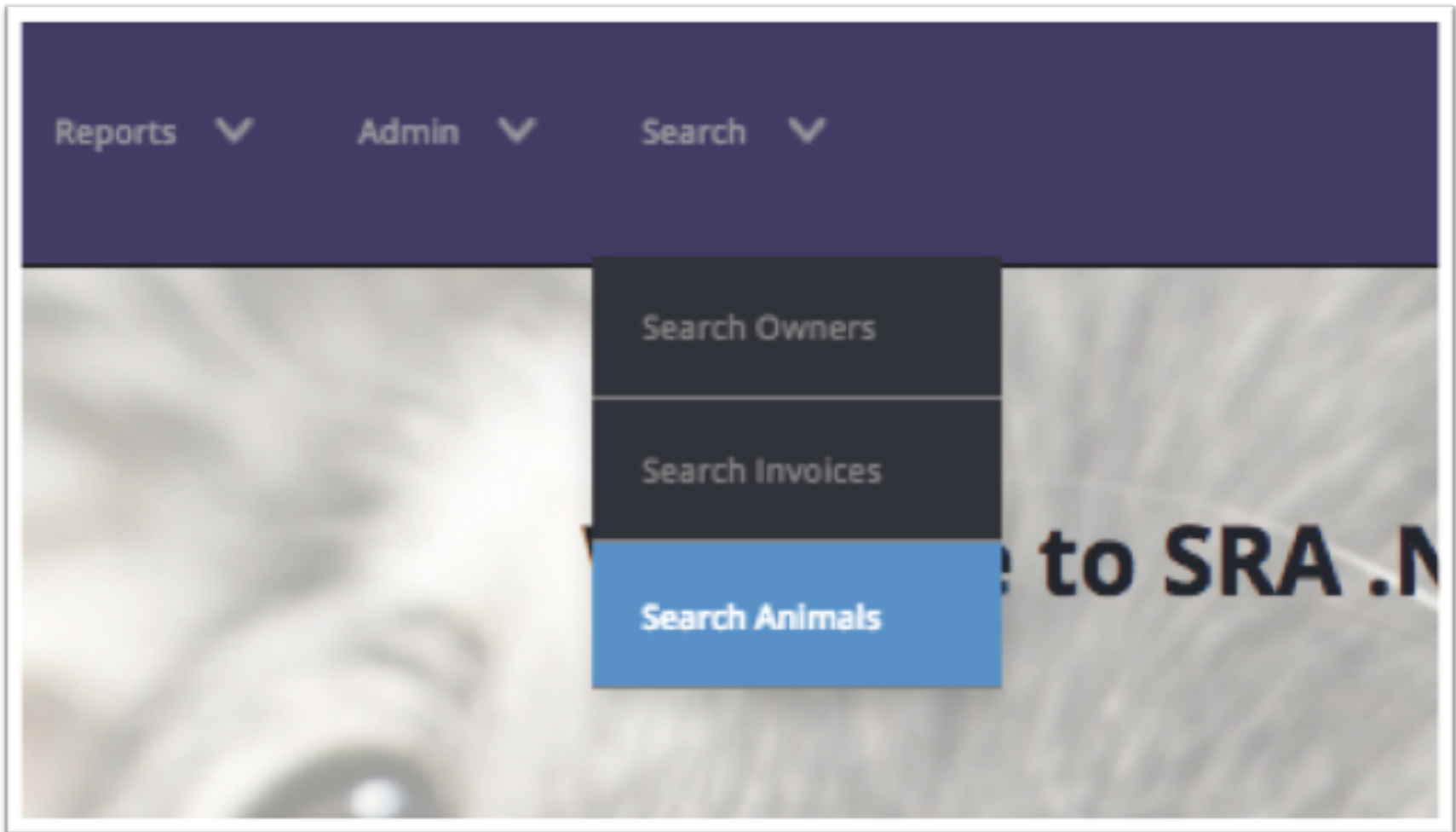
☐ Credit Card ☐ BPAY

Councils can log in and get a different menu of options to run reports and manage their council information:





Councils can search for owners, animals and invoices:



We are still configuring the search screen but councils will have access to search using many different criteria:

Search Animal

Animal Type

☒ Dog ☐ Cat ☐ All

Name

Markings

Primary Breed

Secondary Breed

Primary Colour

Secondary Colour

Type

Gender

☐ Male ☐ Female ☐ All

Date Of Birth

Locality

☐ My Council ☐ All Councils

SEARCH

RESET


CREATE

We are still configuring the search screen but councils will have access to search using many different criteria:

Animal Type ☐ Dog ☐ Cat ☒ All

Name Markings

Gender ☐ Male ☐ Female ☐ All

Date Of Birth 


Locality ☐ My Council ☐ All Councils

[SEARCH](#) [RESET](#) [CREATE](#)

NAME	TYPE	PRIMARY BREED	SECONDARY BREED	PRIMARY COLOUR	GENDER	MARKINGS	NAME	DATE OF BIRTH	IS REGISTERED
tom	Dog	Affenpinscher	Afghan Hound	Acid	Male	bent tail	tom	5/11/2016 12:00:00 AM	False

1

Page 1 of 1

 items per page

Councils can also configure information about their council such as rates and types of concessions offered:

My Council Settings

ADELAIDE CITY COUNCIL

Fee Configuration

Enable Dog Registrations	<input checked="" type="checkbox"/>	Enable Cat Registrations	<input checked="" type="checkbox"/>
Enable Late Fees	<input checked="" type="checkbox"/>	Late Fee (\$)	<input type="text"/>
Day of Month Late Fee to be applied	<input type="text"/>	Month Late Fee to be applied	<input type="text"/>
Enable Counter Staff To Waive Late Fees	<input checked="" type="checkbox"/>	Rebate evidence must be provided before accepting payment	<input type="checkbox"/>

VIEW FOR STRUCTURE

Concessions

Allowed Concession Cards	<input checked="" type="checkbox"/> Concession Health Care Card
	<input checked="" type="checkbox"/> Concession Business Card

The Future?





QUESTIONS?